


SurgeShield®

Your SurgeShield® device


The type of SurgeShield® device installed at your home is dependent upon your meter. Although the devices look different, each provides the same level of protection. Below are pictures of the different types of SurgeShield® devices.

We recommend you occasionally check your device to ensure it is working properly. Refer to the images below to determine the type of SurgeShield® device you have, and where the indicator light is located. The best time to look is at night, as it can be difficult to see during the day.


Device 1



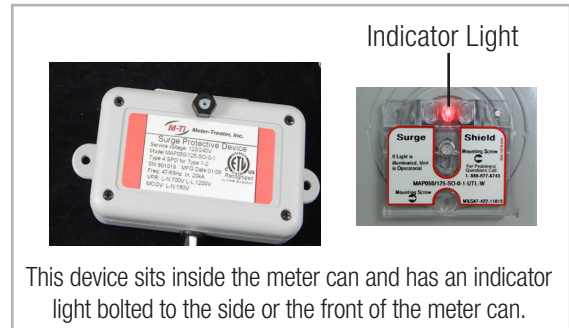
Device 2




Device 3



Device 4



Device 5



Please call if you have questions or see issues with your device.

1-866-289-8136

Monday through Friday, 8 a.m. to 5 p.m.